



— VISUAL BOARDS



PRODUCT CATALOG

2021 - 5TH EDITION



— FLOOR MARKERS



— LEAN OFFICE

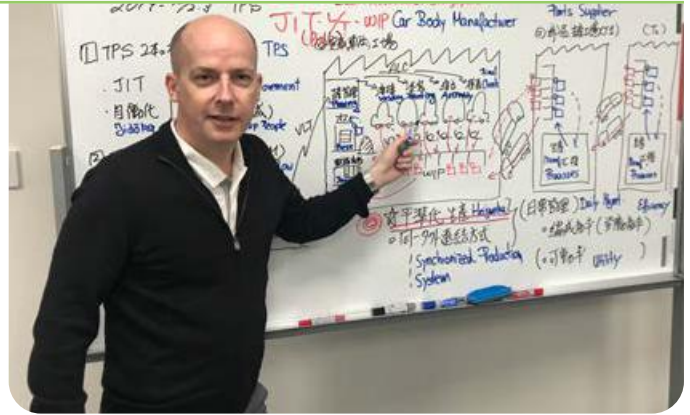
Let's Get Started With
Gemba Standards!

Our Gemba Engineering Toolbox makes you master of your production processes, instead of just being a machine operator.



CONTENTS:

- FLOOR MARKERS** 3
 - Shaped Floor Markers 4
 - GEToolbox tapes 12
- VALUE STREAM GUIDE** 14
- LOCATION LABELLING** 17
 - Text Window "Plus" 18
 - Text Window "Mini" & "Mini Cut-Out" 19
 - Labels and Label Printers 21
 - Text Window "Lite" 23
- TEAM BOARDS & VISUAL MANAGEMENT** 27
- OFFICE SOLUTIONS** 37
 - Table Markers 38
 - Office Label Printers 40
- PRICE LIST** 41



Quality Excellence:

The Foundation of a successful and sustainable Lean transformation is stability supported by visual management. Our 5S products follow the Lean principle of Zero Defects to achieve the highest quality. More than 2 million units sold is proof that these products are the basis of 5S excellence, with an easy application and long-lasting performance for a wide range of industries around the world.

In addition to delivering high quality products, we strive for best-in-class customer service capabilities with high flexibility for our customer's specific needs. The Lean Philosophy is our compass that guides our internal continuous improvement process.

With 2 production facilities and several sales offices in Europe and Asia we deliver fast response, the shortest possible lead times and high flexibility for customized solutions.

Dirk Hallberg,
Head of Global Finance and Quality

Global network:



GEToolbox Poland
- Polanica Zdroj

Maciej Wiertel
Tel.: +48 609 400 924
Email: gettoolbox@gettoolbox.pl
www.gettoolbox.pl
Polish & English Support



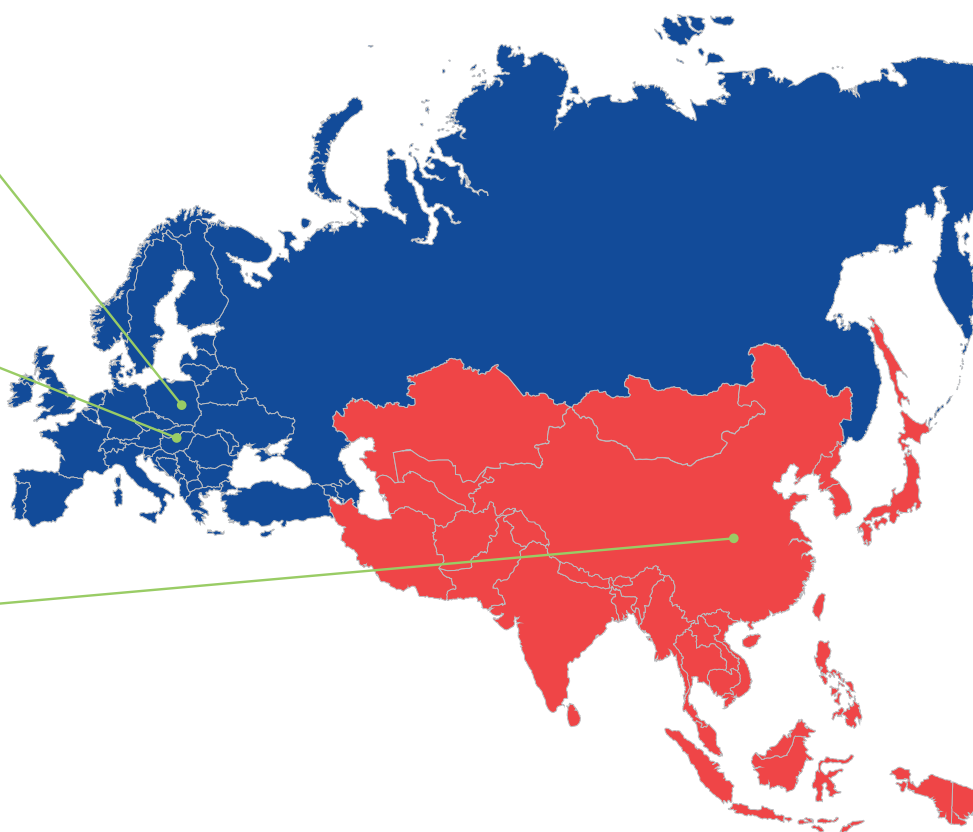
GEToolbox Hungary
- Kecskemét

Antal Turbucz
Tel.: +36 30 948 7886
Email: gettoolbox@gettoolbox.com
www.gettoolbox.com
Hungarian & English Support



GEToolbox China
- Shanghai




Qizhe Zhang
Tel.: +86 15618 369619
Email: gettoolbox@gettoolbox.cn
www.gettoolbox.cn
Chinese & English Support



Floor Markers

GE Toolbox helps you to impress your customers by using Top-Quality Floor Markers!

„When establishing important business connections, the customer will certainly want to see the factory. His or her first impression is certain to influence everything. If they see that machines, production lines and storage spaces are in excellent order, they will be convinced that high-quality products are being produced in this factory!“



Flexible Floor Markers

The 0.3 mm thick floor markers are great for uneven surfaces. The material is very flexible and can withstand normal work area traffic, including trolleys and pallets being pushed into position across the floor.

The marker lifetime is significantly longer than typical tapes, and the markers are much easier to apply in comparison with other materials. No cutting required!

Recommended Applications:

- Uneven surfaces
- Areas with normal work area traffic



Massive Floor Markers

The 0.8 mm thick floor markers are perfect for heavy traffic areas and are very long-lasting. The extraordinary thickness of the material is able to withstand frequent heavy impact, e.g. traffic with forklifts. Even after extended heavy use, these markers still look great because of their unique textured surface.

Recommended Applications:

- Forklift traffic with heavy loads (logistics areas)
- Areas where professional-level visualization is expected by managers and customers



“ExtraLife” protective film for flexible floor markers

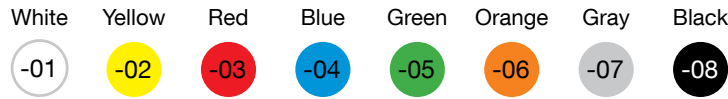
This protective film extends the lifetime of the flexible floor markers. The thin but durable film increases protection against sliding pallets and parts, yet remains virtually invisible.

Recommended applications:

- Sliding pallets and parts
- High contamination areas



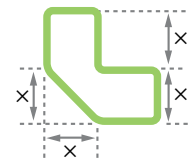
L-SHAPED FLOOR MARKERS



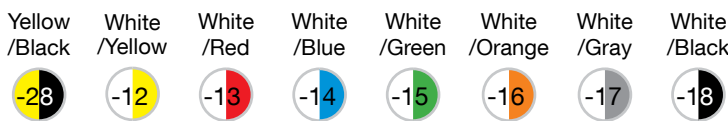
L-Shaped Floor Markers

The L-shaped floor markers are used to mark the corners of locations, e.g. for containers, pallets, shelves, work tables, machines, etc.

PART NUMBERS:



Size	Flexible	Massive
x=50 mm	FF-050L-XX	FM-050L-XX
x=75 mm	FF-075L-XX	FM-075L-XX
x=100 mm	FF-100L-XX	FM-100L-XX

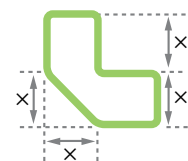


Bicolor L-Shaped Floor Markers

To distinguish special areas, the L-Shaped floor markers are available in several color combinations.

A custom color combination can be ordered upon request!

PART NUMBERS:



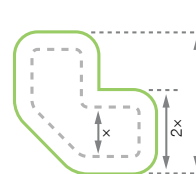
Size	Flexible	Massive
x=50 mm	FF-050L-XX	FM-050L-XX
x=75 mm	FF-075L-XX	FM-075L-XX
x=100 mm	FF-100L-XX	FM-100L-XX



“ExtraLife” film for L-shaped floor markers

The use of the „ExtraLife” film significantly increases the lifetime and protects the L-shaped flexible floor markings against damage and contamination.

PART NUMBERS:



Size	„ExtraLife” for Flexible Floor Marker
x=50 mm	FE-050L-XX
x=75 mm	FE-075L-XX
x=100 mm	FE-100L-XX

Recommended Applications:



■ Pallets, boxes



■ Machines, equipments



■ Shelves




■ Work tables



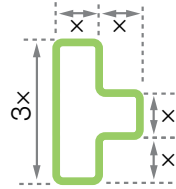
■ Containers, special areas

T-SHAPED FLOOR MARKERS



T-Shaped Floor Markers

The T-shaped floor markers are used to provide standardized locations for containers, pallets, shelves, work tables, machines, etc., if several locations need to be identified in a row next to or behind each other.



PART NUMBERS:

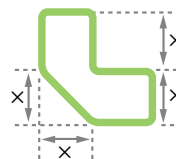
Size	Flexible	Massive
x=50 mm	FF-050T-XX	FM-050T-XX
x=75 mm	FF-075T-XX	FM-075T-XX
x=100 mm	FF-100T-XX	FM-100T-XX



Bicolor T-Shaped Floor Markers

To distinguish special areas, the T-Shaped floor markers are available in several color combinations.

A custom color combination can be ordered upon request!



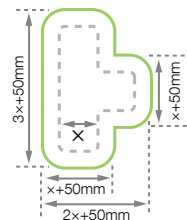
PART NUMBERS:

Size	Flexible	Massive
x=50 mm	FF-050T-XX	FM-050T-XX
x=75 mm	FF-075T-XX	FM-075T-XX
x=100 mm	FF-100T-XX	FM-100T-XX



“ExtraLife” film for T-shaped floor markers

The use of the „ExtraLife” film significantly increases the lifetime and protects the T-shaped flexible floor markings against damage and contamination.



PART NUMBERS:

Size	„ExtraLife” for Flexible Floor Marker
x=50 mm	FE-050T-XX
x=75 mm	FE-075T-XX
x=100 mm	FE-100T-XX

Recommended Applications:



■ Pallets, boxes



■ Machines, equipments



■ Shelves



■ Work tables



■ Containers, special areas

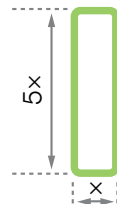
I-SHAPED FLOOR MARKERS



I-Shaped Floor Markers

The I-shaped floor markers are used to visualize zones or walkways and paths.

- White
-01
- Yellow
-02
- Red
-03
- Blue
-04
- Green
-05
- Orange
-06
- Gray
-07
- Black
-08



PART NUMBERS:

Size	Flexible	Massive
x=50 mm	FF-050I-XX	FM-050I-XX
x=75 mm	FF-075I-XX	FM-075I-XX
x=100 mm	FF-100I-XX	FM-100I-XX

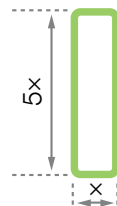


Bicolor I-Shaped Floor Markers

To distinguish special areas, the I-Shaped floor markers are available in several color combinations.

A custom color combination can be ordered upon request!

- Yellow /Black
-28
- White /Yellow
-12
- White /Red
-13
- White /Blue
-14
- White /Green
-15
- White /Orange
-16
- White /Gray
-17
- White /Black
-18



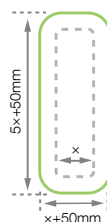
PART NUMBERS:

Size	Flexible	Massive
x=50 mm	FF-050I-XX	FM-050I-XX
x=75 mm	FF-075I-XX	FM-075I-XX
x=100 mm	FF-100I-XX	FM-100I-XX



“ExtraLife” film for I-shaped floor markers

The use of the „ExtraLife” film significantly increases the lifetime and protects the I-shaped flexible floor markings against damage and contamination.



PART NUMBERS:

Size	„ExtraLife” for Flexible Floor Marker
x=50 mm	FE-050I-XX
x=75 mm	FE-075I-XX
x=100 mm	FE-100T-XX

Recommended Applications:



Walkways, paths



Zones, areas



Storage locations



Min max levels





Containers, special areas

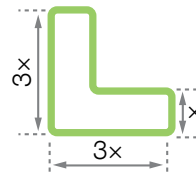
LONG L-SHAPED FLOOR MARKERS

Long L-Shaped Floor Markers

These L-shaped floor markers are also used to mark corners, but they are longer allowing for better visibility from a distance. As an alternative to the normal L-shaped floor markers, the long version can be used to mark bigger areas with higher visibility



PART NUMBERS:



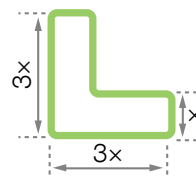
Size	Flexible	Massive
x=50 mm	FF-L50L-XX	FM-L50L-XX
x=75 mm	FF-L75L-XX	FM-L75L-XX
x=100 mm	FF-L10L-XX	FM-L10L-XX



Bicolor Long L-Shaped Floor Markers

To distinguish special areas, the Long L-Shaped floor markers are available in several color combinations.

A custom color combination can be ordered upon request!



PART NUMBERS:

Size	Flexible	Massive
x=50 mm	FF-L50L-XX	FM-L50L-XX
x=75 mm	FF-L75L-XX	FM-L75L-XX
x=100 mm	FF-L10L-XX	FM-L10L-XX

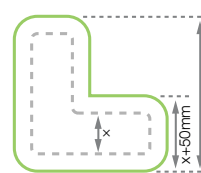
“ExtraLife”

for Long L-shaped floor markers

The use of the „ExtraLife” film significantly increases the lifetime and protects the Long L-shaped flexible floor markings against damage and contamination.



PART NUMBERS:



Size	„ExtraLife” for Flexible Floor Marker
x=50 mm	FE-L50L-XX
x=75 mm	FE-L75L-XX
x=100 mm	FE-L10L-XX

Recommended Applications:



■ Pallets, boxes



■ Machines, equipments



■ Shelves



■ Work tables



■ Containers, special areas

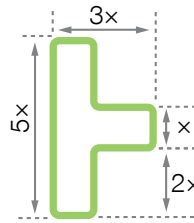
LONG T-SHAPED FLOOR MARKERS



- White
-01
- Yellow
-02
- Red
-03
- Blue
-04
- Green
-05
- Orange
-06
- Gray
-07
- Black
-08

Long T-Shaped Floor Markers

The usage of the Long T-shaped floor markers are similar to the standard T-shape, but they are longer allowing for better visibility from a distance.



PART NUMBERS:

Size	Flexible	Massive
x=50 mm	FF-L50T-XX	FM-L50T-XX
x=75 mm	FF-L75T-XX	FM-L75T-XX
x=100 mm	FF-L10T-XX	FM-L10T-XX

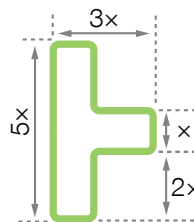


- Yellow /Black
-28
- White /Yellow
-12
- White /Red
-13
- White /Blue
-14
- White /Green
-15
- White /Orange
-16
- White /Gray
-17
- White /Black
-18

Bicolor Long T-Shaped Floor Markers

To distinguish special areas, the Long T-shaped floor markers are available in several color combinations.

A custom color combination can be ordered upon request!



PART NUMBERS:

Size	Flexible	Massive
x=50 mm	FF-L50T-XX	FM-L50T-XX
x=75 mm	FF-L75T-XX	FM-L75T-XX
x=100 mm	FF-L10T-XX	FM-L10T-XX



“ExtraLife”

for Long T-shaped floor markers

The use of the „ExtraLife” film significantly increases the lifetime and protects the Long T-shaped flexible floor markings against damage and contamination.



PART NUMBERS:

Size	„ExtraLife” for Flexible Floor Marker
x=50 mm	FE-L50T-XX
x=75 mm	FE-L75T-XX
x=100 mm	FE-L10T-XX

Recommended Applications:



■ Pallets, boxes



■ Machines, equipments



■ Shelves



■ Work tables



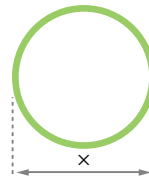
■ Containers, special areas

DOT-SHAPED FLOOR MARKERS



Dot-Shaped Floor Markers


The Dot-shaped floor markers are used to visualize zones or walkways and paths.



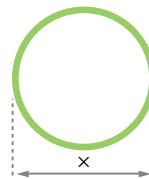
PART NUMBERS:

Size	Flexible	Massive
x=50 mm	FF-050D-XX	FM-050D-XX
x=75 mm	FF-075D-XX	FM-075D-XX
x=100 mm	FF-100D-XX	FM-100D-XX

Bicolor Dot-Shaped Floor Markers



To distinguish special areas, you can use the Dot-Shaped floor markers in different color combinations. Just apply the selected colors in a straight line for a professional and unique appearance. Can be ordered in pairs.



PART NUMBERS:

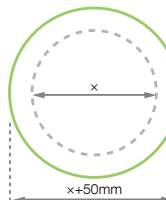
Size	Flexible	Massive
x=50 mm	FF-050D-XX	FM-050D-XX
x=75 mm	FF-075D-XX	FM-075D-XX
x=100 mm	FF-100D-XX	FM-100D-XX



“ExtraLife”

for **Dot shaped** floor markers

The use of the „ExtraLife” film significantly increases the lifetime and protects the Dot shaped flexible floor markings against damage and contamination.



PART NUMBERS:

Size	„ExtraLife” for Flexible Floor Marker
x=50 mm	FE-050D-XX
x=75 mm	FE-075D-XX
x=100 mm	FE-100D-XX

Recommended Applications:



Walkways, paths



Zones, areas



Storage locations



Min max levels




Containers, special areas

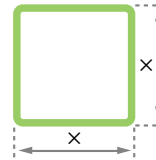
SQUARE-SHAPED FLOOR MARKERS

Square-Shaped Floor Markers

The Square-Shaped floor markers are used to visualize zones or walkways and paths.



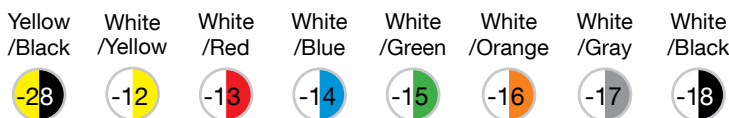
PART NUMBERS:



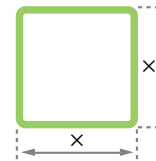
Size	Flexible	Massive
x=50 mm	FF-050Q-XX	FM-050Q-XX
x=75 mm	FF-075Q-XX	FM-075Q-XX
x=100 mm	FF-100Q-XX	FM-100Q-XX

Bicolor Square-Shaped Floor Markers

To distinguish special areas, you can use the Square-Shaped floor markers in different color combinations. You only need to place the selected colors in a row and the task is easily completed. Can be ordered in pairs.



PART NUMBERS:



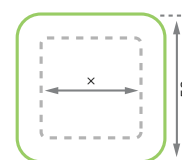
Size	Flexible	Massive
x=50 mm	FF-050Q-XX	FM-050Q-XX
x=75 mm	FF-075Q-XX	FM-075Q-XX
x=100 mm	FF-100Q-XX	FM-100Q-XX



“ExtraLife” for Square shaped floor markers

The use of the „ExtraLife” film significantly increases the lifetime and protects the Square shaped flexible floor markings against damage and contamination.

PART NUMBERS:



Size	„ExtraLife” for Flexible Floor Marker
x=50 mm	FE-050Q-XX
x=75 mm	FE-075Q-XX
x=100 mm	FE-100Q-XX


Recommended Applications:



Walkways, paths



Zones, areas



Storage locations



Min max levels



Containers, special areas

DURABLE TAPES



- | | | | | | | | |
|-------|--------|-----|------|-------|--------|------|-------|
| White | Yellow | Red | Blue | Green | Orange | Gray | Black |
| -01 | -02 | -03 | -04 | -05 | -06 | -07 | -08 |

GEToolbox Durable Tapes

This tape is durable with strong adhesive and is suitable for all types of floors and surfaces. The tapes are made from the same material as the Flexible Floor Marker products. Making a straight line has never been simpler, as the tape is naturally twist resistant.

PART NUMBERS:

Part number	Size
FT-050D-XX	50 mm x 50 Meters
FT-075D-XX	75 mm x 50 Meters
FT-100D-XX	100 mm x 50 Meters



- | | | | | | | | |
|---------------|---------------|------------|-------------|--------------|---------------|-------------|--------------|
| Yellow /Black | White /Yellow | White /Red | White /Blue | White /Green | White /Orange | White /Gray | White /Black |
| -28 | -12 | -13 | -14 | -15 | -16 | -17 | -18 |

Bicolor GEToolbox Durable Tapes

The GEToolbox durable tapes are also available in striped colors. Made of the same high quality materials as the Flexible Floor Marker products. This tape is made for identifying special areas like walkways or segregated pathways.

PART NUMBERS:

Part number	Size
FT-050D-XX	50 mm x 50 Meters
FT-075D-XX	75 mm x 50 Meters
FT-100D-XX	100 mm x 50 Meters



ESD GEToolbox Durable Tapes

The GEToolbox durable tapes are also available for ESD protected areas. Thanks to the special printing technology used for these tapes, the text on the tape is resistant to cleaning solvents and it will not be damaged by forklifts or other logistics equipment.

PART NUMBERS:

Part number	Size
FT-050D-ESD	50 mm x 50 Meters
FT-075D-ESD	75 mm x 50 Meters
FT-100D-ESD	100 mm x 50 Meters

Recommended Applications:



■ Paths, walkways



■ Traffic routes



■ Zones, locations



■ Special areas



■ ESD areas

DURABLE TAPES



* Any color type is possible

Custom Text GEToolbox Tapes

The GE toolbox tapes are also available with custom printed text or logos on the surface. These tapes are made for identifying special areas like walkways or segregated pathways. Thanks to the special printing technology used for these tapes, the text on the tape is resistant to cleaning solvents and it will not be damaged by forklifts or other logistics equipment.

PART NUMBERS:

Part number	Size
FT-050D-CS	50 mm x 50 Meters
FT-075D-CS	75 mm x 50 Meters
FT-100D-CS	100 mm x 50 Meters



Tape Corner for GEToolbox Tapes

If you want a modern look, you can use the GE-Toolbox Tape Corner to connect perpendicular tape segments. The perfect 90° turn and rounded angle makes a difference. These Tape Corners are made of the same high quality materials as the Durable Tapes and are available with the same color combinations.

PART NUMBERS:

Part number	Size
FT-050C-XX	50 mm
FT-075C-XX	75 mm
FT-100C-XX	100 mm

- White (-01)
- Yellow (-02)
- Red (-03)
- Blue (-04)
- Green (-05)
- Orange (-06)
- Gray (-07)
- Black (-08)



Adhesive & Tape remover

Having difficulties removing old floor markers? Are you looking for a solution to remove the remaining adhesive stains? This high quality remover, evaporates without leaving any residue, and leaves no marks behind.

PART NUMBERS:

Part number	Size
FT-AREM-00	200 ml

Recommended Applications:



- Quarantine areas
- Construction areas
- Custom logo design
- Traffic route corner
- Storage area corner



Value Stream Mapping Guide

When creating the Value Stream Guide, we were guided by the goal of creating a toolkit for workshops that is easy-to-use, includes pre-made elements and provides guidance and tips for effective work.

The VSM Guide for Experts contains 20 different symbols pre-printed on sticky notes, erasable pen to make your notes and the a users manual about Value Stream Mapping. The stylish hard-cover book is protected by a strong safety box.

PART NUMBERS

WB-EVSM-00 VSM Guide for Experts



Value Stream Design Guide

You can find all necessary symbols to create your professional future map in the VSD guide. They are sequenced and grouped in 3 categories, process, material and information flow, to make sure you won't forget any key points.

The VSD Guide for Experts also contains 20 different symbols pre-printed on sticky notes, erasable pen to make your notes and the a step by step users manual about Value Stream Design. The stylish hardcover book is protected by a strong safety box.

PART NUMBERS

WB-EVSD-00 VSD Guide for Experts














5S color code chart

One of the very first steps in applying standardized marking and labels as part of a 5S implementation is to develop a color code standard. Many companies already have an existing guideline for uses of colors, but if you do not yet have a standard defined at your company, we can help you to create the right one.

Simple 5S color code chart

COLOR CODE	APPLICATION	OBJECTS
 WHITE	INVENTORY	Raw materials, finished goods, unfinished goods (WIP), packaging materials
 YELLOW	PATHWAYS / WORK AREAS	Walkways, alleyways, forklift or other transportation paths, zones and work cells
 RED	QUARANTINE AREAS	Scrap, rework, non-conforming parts or equipment
 BLUE	MACHINES / EQUIPMENT	Manufacturing machines, desks, tools, trolleys, gauges and test equipment, shelves, or other objects
 ORANGE	WASTE	Waste and waste bins or containers
 YELLOW-BLACK	HAZARDOUS AREAS	Stairs, level differences, objects blocking pathways, areas with physical or health risks

High level 5S color code chart

COLOR CODE	APPLICATION	OBJECTS
 WHITE	INVENTORY	Raw material, Unfinished goods (WIP)
 YELLOW	PATHSWAYS / WORK AREA	Walkways, Aileways, Forklift or other transportation ways, Zones and workcells
 RED	QUARANTINE AREA	Scrap, rework, non conform parts or equipments
 BLUE	MACHINES / EQUIPMENT	Manufacturing machines, desks, tools, trolleys, gauges and test equipments, shelves, other objects
 GREEN	FINISHED GOODS	Finished parts or containers of finished products in the area, ready to move or use for the next process.
 ORANGE	WASTE	Waste and waste bins, containers
 GRAY	PACKAGING MATERIALS	Cartons, KLT's, returnable packaging, or other packaging materials
 BLACK	MAINTENANCE / CLEANING	Materials and tools used for cleaning and maintenance, spare parts
 YELLOW-BLACK	HAZARDOUS AREA	Stairs, level difference, objects blocking the pathways, area with physical or health risk.
 WHITE-RED	INSPECTION AREA	Goods waiting for incoming, in process or final inspection
 WHITE-GREEN	INSPECTED GOODS	Goods waiting for storage, warehousing or shipment

Now define your own standard for easy reference, you can use the empty chart below.

Let's get started with **Gemba Standards!**

5S color code chart

COLOR CODE	APPLICATION	OBJECTS
 WHITE		
 YELLOW		
 RED		
 BLUE		
 GREEN		
 ORANGE		
 GRAY		
 BLACK		
 YELLOW- BLACK		
 WHITE- RED		
 WHITE- GREEN		
 WHITE- BLACK		
 WHITE- BLUE		
 ESD YELLOW- ESD		

Location Labelling

As soon as the areas and locations are defined, it's time to start labelling. What item and quantity belongs in each location needs to be obvious to everyone.

GEToolbox provides you with a wide selection of solutions for labelling. Choose the one which fits best for your company!

„Everything has a place and everything is in its place!“



LOCATION LABELLING

Text Window „Plus”

Text Window „Plus” can be used to label storage positions, material data or locations. Made from the same robust and uniquely textured material used for the Massive Markers, it can withstand the most punishing cross traffic – all while looking great for the next customer shop floor tour.

Application is as simple as adding a printed label to the adhesive underside of the Text Window „Plus” and pressing it into position on any surface.

PART NUMBERS:

Size	X	Y	Part number	Available
A4	297 mm	210 mm	LP-00A4-XX	
A5	210 mm	148 mm	LP-00A5-XX	
½ A4	297 mm	105 mm	LP-12A4-XX	
1/3 A4	210 mm	99 mm	LP-13A4-XX	



Not available in EU!



Recommended Applications:



■ Floor Storage locations

■ Desk, Trolley, Machine ID

■ Wall signs, One point Lessons

■ Warning signs

■ Visual management boards

Process Standard: Text Window „Plus”

1.		WHAT? (Description)	Print the labels on your computer and cut them to the right size.
		HOW? (Key points)	Use the label form provided by GE Toolbox. Make sure to use your company standard font type and size.
		WHY? (Reasons)	Labels and floor markers with different text size and style gives a bad impression.
2.		WHAT? (Description)	Remove the adhesive cover on the top of the Text Window „Plus” and press the label to it.
		HOW? (Key points)	Make sure that the label in the window overlaps the adhesive on the top by about 2 mm.
		WHY? (Reasons)	The printed label will be fixed in the Text Window „Plus” and will not move when applying to the desired location
3.		WHAT? (Description)	Remove the remaining adhesive cover strips and apply the Text Window „Plus” to the desired location.
		HOW? (Key points)	Make sure that the Text Window „Plus” is parallel to the existing location markers.
		WHY? (Reasons)	Misaligned floor markers and labels can give a bad impression.

LOCATION LABELLING

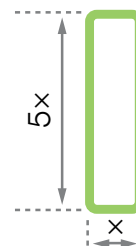


Text Window „Mini”

Want to add some small text with style? Don't worry, Text Window Mini is a great solution for small labels on floors, shelves, machines or desks. You can print the text on the GE Toolbox or 24 mm Brother Labels and apply it directly on the top of the Text Window Mini. A Free positioning frame is included!

PART NUMBERS:

Size	Part number
x=50 mm	LM-050I-XX
x=75mm	LM-075-XX
x=100mm	LM-100-XX

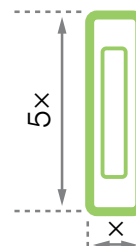


Text Window „Mini Cut-Out”

As an alternative to the Text Window Mini, you can also label with small text using a precision Cut-Out window. No need to worry about centering or positioning anymore and the label corners are safely protected in the window to prevent peeling at the edges. The Text Window Mini Cut-Out gives a professional look to wherever it is applied. A Free positioning frame is included!

PART NUMBERS:

Size	Part number
x=50 mm	LC-050I-XX
x=75mm	LC-075I-XX
x=100mm	LC-100I-XX



If you plan to use the Mini Text Windows on the floor, don't forget to protect them with Extralife films!

Recommended Applications:



■ Floor Storage locations



■ Shelves, cabinets



■ Desk, Trolley, Machine ID



■ Warning signs



■ Visual management boards

LOCATION LABELLING

Process Standard: Text Window „Mini” and „Mini Cut-Out”

1.			<p>WHAT? (Description)</p> <p>Print labels on computer using GE Toolbox labels or with the Brother label printer</p>
			<p>HOW? (Key points)</p> <p>Make sure all the labels and font sizes are the same. (Recommended 24 mm width labels)</p>
			<p>WHY? (Reasons)</p> <p>To ensure that all labels in the area have a consistent appearance.</p>
2.			<p>WHAT? (Description)</p> <p>Mark the precise position of the labels to be applied later.</p>
			<p>HOW? (Key points)</p> <p>Use an erasable pen or pencil and the positioning frame provided by GE Toolbox.</p>
			<p>WHY? (Reasons)</p> <p>For perfect centering and a standardized look.</p>
3.			<p>WHAT? (Description)</p> <p>Stick the labels into the right position</p>
			<p>HOW? (Key points)</p> <p>Use the marks to align the labels.</p>
			<p>WHY? (Reasons)</p> <p>For perfect centering and a standardized look.</p>
4.			<p>WHAT? (Description)</p> <p>Stick the Text Window „Mini” or „Mini Cut-Out” into the right position.</p>
			<p>HOW? (Key points)</p> <p>Stick the Text Window „Mini” or „Mini Cut-Out” into the right position.</p>
			<p>WHY? (Reasons)</p> <p>For perfect centering and a standardized look.</p>
5.			<p>WHAT? (Description)</p> <p>Protecting Mini Text Windows on the floor using the Extralife film</p>
			<p>HOW? (Key points)</p> <p>Use the frame provided by GE Toolbox for centering. Remove any marks dust or dirt before placing the Extralife film.</p>
			<p>WHY? (Reasons)</p> <p>Protection against damage and contamination.</p>



LOCATION LABELLING



Brother Shop floor „CUBE” Printer

This label printer features Bluetooth® wireless technology that allows you to wirelessly print labels up to 24mm wide from your smartphone, tablet or laptop. The „CUBE” Printer works with FREE apps on your computer or mobile devices so you can print labels the most convenient way for you.

PART NUMBERS

LB-P710-SF Shopfloor „CUBE” Printer

Brother Shop floor „Heavy Duty” Printer

Print labels anywhere without a computer. The „Heavy Duty” Printer is a robust, full-function device, easy to print wider labels up to 24 mm in width to label locations and mark cables/wires, faceplates, panels and more.

You can also design labels on your computer or mobile device, upload them to the „HeavyDuty” printer using Wi-Fi, and then you are ready to print on the go!

PART NUMBERS

LB-E550-SF Shopfloor „HANDHELD” Printer



Brother Labels

Choose Brother labeling tapes in 5 different widths and 9 different colors. Due to their high durability, these tapes can be used indoors or outdoors. Thanks to the laminated surface of the tapes, they can also withstand frequent use and cleaning.

PART NUMBERS

Part number	Size
LB-06LB-XX	6 mm
LB-09LB-XX	9 mm
LB-12LB-XX	12 mm
LB-18LB-XX	18 mm
LB-24LB-XX	24 mm



Transp./Black	White/Black	Yellow/Black	Red/Black	Blue/Black	Green/Black	Orange/Black	Gray/Black	Black/White
-00	-01	-02	-03	-04	-05	-06	-07	-08

	-00	-01	-02	-03	-04	-05	-06	-07	-08
6 mm	●	●	●						●
9 mm	●	●	●	●	●	●			●
12 mm	●	●	●	●	●	●	●	●	●
18 mm	●	●	●	●	●	●	●	●	●
24 mm	●	●	●	●	●	●	●	●	●

LOCATION LABELLING

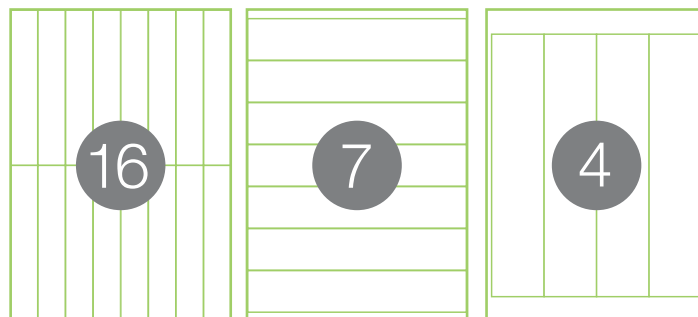


GE Toolbox Labels for Text Window „Mini” and „Mini Cut-Out”

You can use your existing printer to print labels. Place the GE Toolbox perforated sheets into your printer, download our label form and start designing your own style labels. The GE Toolbox labels are made for long-lasting, industrial use, and yet they can be removed easily without adhesive residue.

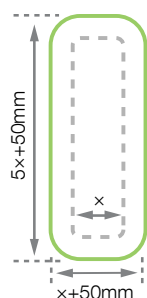
PART NUMBERS:

Part number	Page	Label Size	Qty/Page
LL-16A4-01	A4	148x26mm	16 pcs
LL-07A4-01	A4	210x41mm	7 pcs
LL-04A4-01	A4	250x50mm	4 pcs



Extralife for Text Window „Mini” and „Mini Cut-Out”

If you are using Mini Text Windows on the floor, make sure you always cover them with „Extralife” protective films! The use of the „Extralife” film significantly increases the lifetime and protects against damage and contamination.



PART NUMBERS

Size	Part number
x=50mm	LE-050I-00
x=75mm	LE-075I-00
x=100mm	LE-100I-00



LOCATION LABELLING



Text Window „Lite” with GE Toolbox tapes








Text Window „Lite” with GE Toolbox Floormarkers

Text Window „Lite”

The simplest way to label locations is by using the GE Toolbox Text Window „Lite”. Just print a GE Toolbox label with the same width as your floor markers, attach the label to the right position, and then protect it with an „ExtraLife” film. Labelling couldn’t be quicker and easier!

A Free positioning frame is included for perfect positioning!

Process Standard: Text Window „Lite”

1.		WHAT? (Description)	Print labels on the computer using GE Toolbox labels
		HOW? (Key points)	Make sure the width of the labels are the same as your floor markers. (Recommended 50-75-100 mm width GE Toolbox labels)
		WHY? (Reasons)	To ensure that all labels and floor markers in the area have a consistent appearance.
2.		WHAT? (Description)	Mark the precise position for the labels to be applied later.
		HOW? (Key points)	Use an erasable pen and the positioning frame provided by GE Toolbox.
		WHY? (Reasons)	For perfect centering and a standardized look
3.		WHAT? (Description)	Adhere the Labels into the correct position
		HOW? (Key points)	Use the marks to align the labels.
		WHY? (Reasons)	For perfect centering and a standardized look.
4.		WHAT? (Description)	Mark the precise position for the „ExtraLife” film to be applied
		HOW? (Key points)	Use an erasable pen and the positioning frame provided by GE Toolbox.
		WHY? (Reasons)	For perfect centering and a standardized look.
5.		WHAT? (Description)	Apply the „ExtraLife” protective film to cover the GE Toolbox label
		HOW? (Key points)	Use the marks made earlier for perfect centering. Remove marks and any dust or contamination before placing the Extralife film.
		WHY? (Reasons)	Protection against damage and contamination.






GE Toolbox Labels for Text Window „Lite”

The perforated GEToolbox Labels are available with the same width as your floor markers. Place the GE Toolbox perforated sheets into your printer, download our label form and start designing your own style labels. The GE Toolbox labels are made for long-lasting, industrial use, and yet they can be removed easily without adhesive residue.

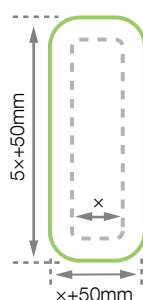
PART NUMBERS:

Part number	Page	Label Size	Qty/Page
LL-04A4-01	A4	250x50mm	4 pcs
LL-04A3-01	A3	374x74mm	4 pcs
LL-03A3-01	A3	420x99mm	3 pcs



Extralife for Text Window „Lite”

If you are using Mini Text Windows on the floor, make sure you always cover them with „Extralife” protective films! The use of the „Extralife” film significantly increases the lifetime and protects against damage and contamination.



PART NUMBERS

Size	Part number
X=50mm	LE-050I-00
X=70mm	LE-075I-00
X=100mm	LE-100I-00

5S Addressing standard

After defining the storage locations, the next step of labeling those locations should never be forgotten. Clear storage location designation not only simplifies logistics work, but this is also the foundation of Kanban and Milk Run system visual management. Addressing each location clarifies the flow of the material from one location to another. If you don't yet have the right storage identification standard, we'll help you create the best one for you!

Small size company labelling standard

SITE	BUILDING	LEVEL	ROOM	COLUMN AREA	SQUARE CODE	FLOOR SPACE	LOCATION ON SHELVES																																
If the company has only one building, site, building and floor number can be omitted.			A: Machining B: Painting C: Assembly	Vertical: Alphanumeric 1 digit – capital Horizontal: Numerical 1 digit <table border="1"> <tr><td></td><td>1</td><td>2</td><td>3</td></tr> <tr><td>A</td><td>A1</td><td>A2</td><td>A3</td></tr> <tr><td>B</td><td>B1</td><td>B2</td><td>B3</td></tr> <tr><td>C</td><td>C1</td><td>C2</td><td>C3</td></tr> </table>		1	2	3	A	A1	A2	A3	B	B1	B2	B3	C	C1	C2	C3	If the distance between columns is less than 10 m can be omitted.	Numerical: 2 digits: 01 02 03 04 etc	Level: Numerical 1 digit Spot: Numerical 1 digit <table border="1"> <tr><td>Level 4</td><td>41</td><td>42</td><td>43</td></tr> <tr><td>Level 3</td><td>31</td><td>32</td><td>33</td></tr> <tr><td>Level 2</td><td>21</td><td>22</td><td>23</td></tr> <tr><td>Level 1</td><td>11</td><td>12</td><td>13</td></tr> </table> Spot 1 Spot 2 Spot 3	Level 4	41	42	43	Level 3	31	32	33	Level 2	21	22	23	Level 1	11	12	13
	1	2	3																																				
A	A1	A2	A3																																				
B	B1	B2	B3																																				
C	C1	C2	C3																																				
Level 4	41	42	43																																				
Level 3	31	32	33																																				
Level 2	21	22	23																																				
Level 1	11	12	13																																				

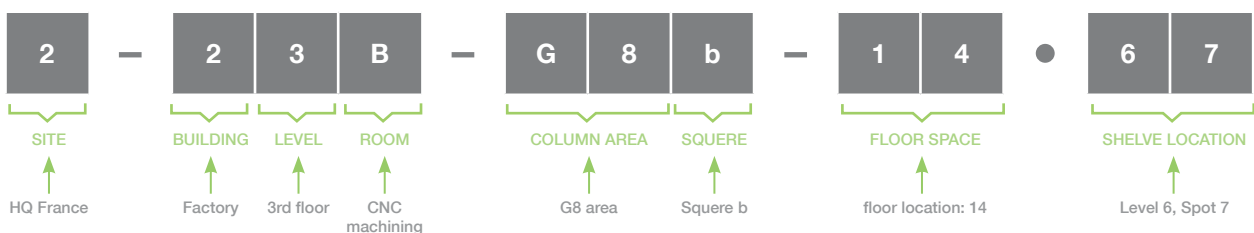
Simplified labelling code:



Large size company labelling standard

SITE	BUILDING	LEVEL	ROOM	COLUMN AREA	SQUARE CODE	FLOOR SPACE	LOCATION ON SHELVES																																				
1. HQ France	1. Engine factory	Numerical: 1 digit	A: pre assy B: Engine assy	Vertical: Alphanumeric 1 digit – capital Horizontal: Numerical 1 digit <table border="1"> <tr><td></td><td>1</td><td>2</td><td>3</td></tr> <tr><td>A</td><td>A1</td><td>A2</td><td>A3</td></tr> <tr><td>B</td><td>B1</td><td>B2</td><td>B3</td></tr> <tr><td>C</td><td>C1</td><td>C2</td><td>C3</td></tr> </table>		1	2	3	A	A1	A2	A3	B	B1	B2	B3	C	C1	C2	C3	Alphanumeric 1 digit - small <table border="1"> <tr><td>b</td><td>c</td></tr> <tr><td>a</td><td>d</td></tr> </table>	b	c	a	d	Numerical: 2 digits: 01 02 03 04 etc	Level: Numerical 1 digit Spot: Numerical 1 digit <table border="1"> <tr><td>Level 4</td><td>41</td><td>42</td><td>43</td></tr> <tr><td>Level 3</td><td>31</td><td>32</td><td>33</td></tr> <tr><td>Level 2</td><td>21</td><td>22</td><td>23</td></tr> <tr><td>Level 1</td><td>11</td><td>12</td><td>13</td></tr> </table> Spot 1 Spot 2 Spot 3	Level 4	41	42	43	Level 3	31	32	33	Level 2	21	22	23	Level 1	11	12	13
	1	2	3																																								
A	A1	A2	A3																																								
B	B1	B2	B3																																								
C	C1	C2	C3																																								
b	c																																										
a	d																																										
Level 4	41	42	43																																								
Level 3	31	32	33																																								
Level 2	21	22	23																																								
Level 1	11	12	13																																								
	2. Machining factory	1st floor	A: Casting B: CNC C: Welding																																								
	3. Assembly building	2nd floor 3rd floor	none																																								
2. BU Shanghai	1. Office building	none																																								
	2. Factory		A: Assembly B: CNC																																								
3. BU Singapore	1. Quality test building		A: offices B: test lab																																								
	2. Research facility		none																																								

High level labelling code:



Now define your own labelling standard for easy reference, you can use the empty chart below.


Let's get started with **Gemba Standards!**

5S labelling standard chart

SITE	BUILDING	LEVEL	ROOM	COLUMN AREA	SQUARE CODE	FLOOR SPACE	SHELVE LOCATION
				Vertical:			Level:
				Horizontal:			Spot:



STORAGE LOCATIONS FOR RAW MATERIAL, WIP

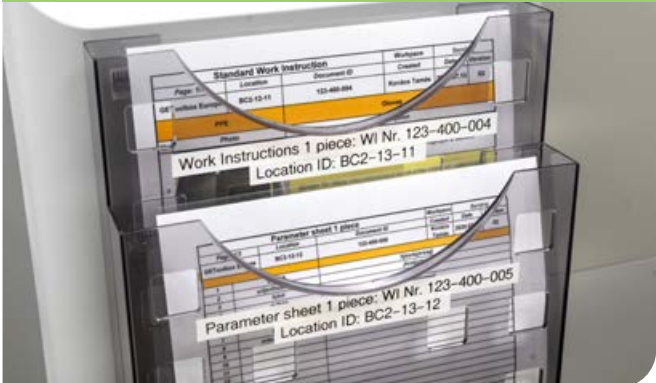


LOCATIONS OF EQUIPMENTS, TROLLEYS

LOCATIONS OF TOOLS AND SMALL OBJECTS



DOCUMENT LOCATION LABELLING




Team Boards & Visual Management

Having accurate and timely information available on the Visual Management Boards is one of the prerequisites of all kaizen activities! The transparency achieved by visual management boards helps in communication between different levels of management. Discussing indicators on a daily basis and taking corrective action is the essence of improving value-adding processes.

Make your KPI's transparent, manage your production and master your production processes!




TEAM PERFORMANCE PILLAR



Team Performance Pillar – Fixed (3 or 4 sides)

The Team Performance Pillars are made to facilitate the communication within autonomous teams at the GEMBA. These pillars help teams visualize the most important KPIs and information from the area and are used for shift changeovers and other team communication meetings. The pillars come equipped with magnetic erasable whiteboards, and are available in 3 or 4-sided configurations.



TEAM PERFORMANCE PILLAR – FIXED 3 SIDES:

Size	Sides	Lean Tubes	Aluminum Pipe
S size (x=400 mm)	3 sides	VB-FL3S-01	VB-FA3S-01
M size (x=600 mm)	3 sides	VB-FL3M-01	VB-FA3M-01
L size (x=800 mm)	3 sides	VB-FL3L-01	VB-FA3L-01

TEAM PERFORMANCE PILLAR – FIXED 4 SIDES:

Size	Sides	Lean Tubes	Aluminum Pipe
S size (x=400 mm)	4 sides	VB-FL4S-01	VB-FA4S-01
M size (x=600 mm)	4 sides	VB-FL4M-01	VB-FA4M-01
L size (x=800 mm)	4 sides	VB-FL4L-01	VB-FA4L-01



Erasable




Magnetic



Team Performance Pillar – Rotating (3 or 4 sides)

The Rotating Team Performance Pillar serves the same purpose as the fixed one, but it can be easily rotated around a horizontal axis. This is great for quick updates and team meetings facilitated by the autonomous team leader, called the “Hancho.” The pillars come equipped with magnetic erasable whiteboards, and are available in 3 or 4-sided configurations.



TEAM PERFORMANCE PILLAR – ROTATING 3 SIDES:

Size	Sides	Lean Tubes	Aluminum Pipe
M size (x=600 mm)	3 sides	VB-RL3M-01	VB-RA3M-01
L size (x=800 mm)	3 sides	VB-RL3L-01	VB-RA3L-01

TEAM PERFORMANCE PILLAR – ROTATING 4 SIDES:

Size	Sides	Lean Tubes	Aluminum Pipe
S size (x=400 mm)	4 sides	VB-RL4S-01	VB-RA4S-01
M size (x=600 mm)	4 sides	VB-RL4M-01	VB-RA4M-01
L size (x=800 mm)	4 sides	VB-RL4L-01	VB-RA4L-01



Erasable



Magnetic

Available structure elements:



Lean Tube

Lightest Design



Aluminum Pipe

Balanced Design

S Size lay out options (3+1 sides)



M Size lay out options (3+1 sides)



L Size lay out options (3+1 sides)





„QuickChange” Document Holder

Customize your „QuickChange” Document Holder to find the best solution to your specific needs



★ „QuickChange” Design Document Holder

„QuickChange” Design Document Holders are made of a unique and durable plastic material, which is resistant to surface scratches and give a long-lasting esthetic and professional look to the visual management board.



✂ „QuickChange” Cut-Out Document Holder

We removed the middle of the „QuickChange” Cut-Out Document Holder, making it easy to write on the document inside the holder without opening it. This type of Document Holder is highly recommended for 5S cleaning, TPM-maintenance or other checklists.



📄 „QuickChange” Erasable Document Holder

„QuickChange” Erasable Document Holder can be written on directly with any whiteboard marker, and thanks to the smooth surface material, it can be erased easily without any residual marks. It is a perfect choice for documenting daily updates, leaving comments, or detailing erasable action plans on the boards.



🧲 Magnetic Backside

Large magnetic strips on the back make adherence firm, even with multiple documents, while magnetic strips on the front make it easy to open the holder to update or replace the documents inside. If the layout of the board changes, the holders can be quickly reorganized without damaging the board or the document holder itself.



📄 Adhesive Backside

With the “QuickChange” Adhesive Document Holders, strong adhesive strips are included on the back-side to easily fix the holder on wooden, aluminium, gypsum drywall or any other non-magnetic surface. Magnetic strips on the front make it easy to open the holder to update or replace the documents inside.



🎨 Header color

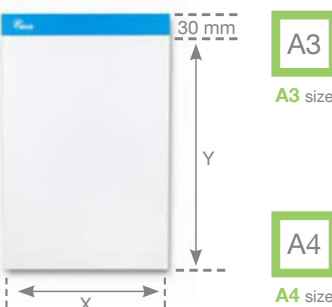
- 01 White
- 04 Blue
- 07 Gray
- 02 Yellow
- 05 Green
- 08 Black
- 03 Red
- 06 Orange
- CS Custom color and logo

Portrait

	X size	Y size
A3	299	419
A4	212	296

Landscape

	X size	Y size
A3	422	296
A4	299	209



PART NUMBERS

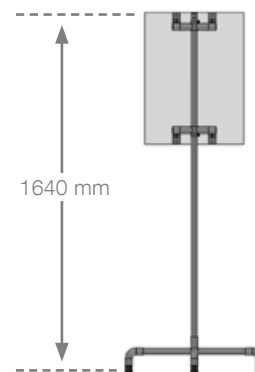
	TYPE	APPLICATION	SURFACE	SIZE	LAY OUT
VQ	D	Design cover	M	Magnetic	4 A4 size
	C	Cut out cover	A	Adhesive	3 A3 size
	E	Erasable cover			

COLOR				
01 White	02 Yellow	03 Red	04 Blue	05 Green
06 Orange	07 Gray	08 Black	CS Custom color and logo	



Process Performance Board

There is no GEMBA management without a Process Board. It is designed to be used as an hourly production tracking board next to each workstation. This board helps to visualize the expected output vs. the actual production output, including a section to record the cause of quality and productivity losses. This rotating board fits in small spaces and is flexible and easy to install.



Erasable



Magnetic

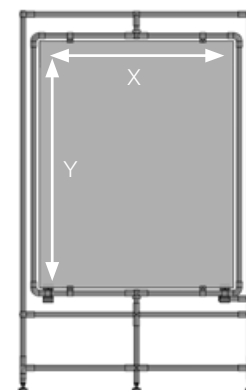
PART NUMBERS:

Board Size	Lean Tubes	Aluminum Pipe
A2 size (x=450 mm)	VB-PPLS-01	VB-PPAS-01



Area Flip Board

The Area Flip Board is an effective tool for meetings with many participants. It is easy to install in any location, and because of its substantial size, there is plenty of space for all the information and KPI's you need on a regular basis. What's even better is if you run out of space on one side, you can easily flip it around to the other side in one motion, to reveal an identically spacious back side for more information and KPI's.



Erasable



Magnetic

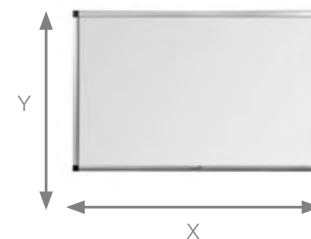
PART NUMBERS:

Size	X size	Y size	Lean Tubes	Aluminum Pipe
S size	800 mm	1400 mm	VB-AFLS-01	VB-AFAS-01
M size	1100 mm	1400 mm	VB-AFLM-01	VB-AFAM-01
L size	2000 mm	1200 mm	VB-AFLL-01	VB-AFAL-01



Wall mounted boards

Wall mounted boards are the most commonly used boards in offices, meeting rooms, and on the shop floor. This boards are magnetic, erasable and are available in 3 different sizes. The boards can be equipped with magnetic or adhesive file holders and they are great for daily communication meetings or problem solving discussions.



Erasable




Magnetic

PART NUMBERS:

Size	Part number	X size	Y size
S size	VB-WMBS-01	800 mm	1400 mm
M size	VB-WMBM-01	1100 mm	1400 mm
L size	VB-WMBL-01	2000 mm	1200 mm

S Size lay out options


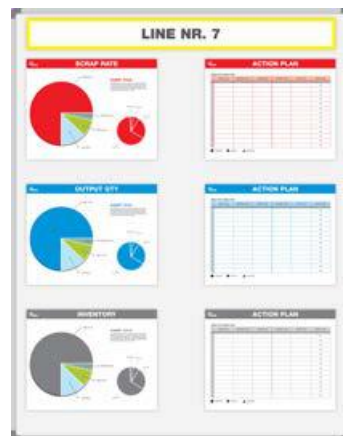





M Size lay out options



L Size lay out options





„Lite” Document Holders



- White
-01
- Yellow
-02
- Red
-03
- Blue
-04
- Green
-05
- Orange
-06
- Gray
-07
- Black
-08



„Lite” Design Document Holder

The Document Holder „Lite” is made of a unique and durable plastic material, which is resistant to surface scratches and gives a long-lasting esthetic and professional look to the visual management board.

PART NUMBERS:

Size	Part number
A3	VL-DM3L-XX
A4	VL-DM4L-XX



- White
-01
- Yellow
-02
- Red
-03
- Blue
-04
- Green
-05
- Orange
-06
- Gray
-07
- Black
-08



„Lite” Cut-Out Document Holder

We removed the middle of the „Lite” Cut-Out Document Holder, making it easy to write on the documents inside the holder without opening it. This type of Document Holder is highly recommended for 5S cleaning, TPM-maintenance or other checklists.

PART NUMBERS:

Size	Part number
A3	VL-CM3L-XX
A4	VL-CM4L-XX




Document Station

Keeping your documents organized and protected for long time isn't that easy. The metallic document station is a robust and visual posting station, machine documentation or parameter sheets. Place your documents inside the metal shell, and you won't need to worry about nearby heavy traffic.

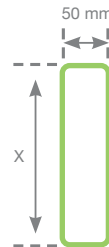
PART NUMBERS:

Size	Part number
A4 (2x)	VA-DOCS-07



Headers for „Lite” Document Holders

Create a title using frames with the same color and size as your „Lite” document holder. The header frame is also equipped with strong magnetic strips so the text inside can easily be updated.

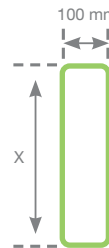


Rotation	X size	Part number
Landscape	A4	VH-LM4L-XX
	A3	VH-LM3L-XX
Portrait	A4	VH-LM4P-XX
	A3	VH-LM3P-XX



Headers for Visual Boards

Grouping KPI's on visual boards under the titles Safety, Quality, Delivery, and Cost is based on the traditional Toyota approach. Now you can structure your own boards in a visual and systematic way based on your own company targets.



Size	Part number
S size (x=315 mm)	VH-BM4L-00
M size (x=437 mm)	VH-BM3L-00
L size (x=700 mm)	VH-BM70-00



Available colors:



Available letters:



SQDC Daily Monitor

Safety, Quality, Delivery, Cost, Inventory and People are key areas for improvement. You can use the pre-printed Daily Monitor pages to follow and visualize the performance on a daily basis. These colorful pages can be placed in any of the available file holders.

Rotation	Size	Part number
Landscape	A4	VA-MX4L-XX
	A3	VA-MX3L-XX
Portrait	A4	VA-MX4P-XX
	A3	VA-MX3P-XX

Office solutions

Implementing a sustainable 5S system throughout a company requires effective 5S role modelling in the office. What's more, efficiency in the office is just as important these days as it is in production. By improving your office environment, you need the proper tools, don't waste your time or resources with anything less than the best!

Do it on your own way
with customized
GE Toolbox products!

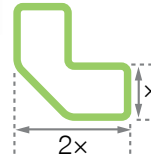


TABLE MARKERS



L-Shaped Table Markers

The L-Form Table Markers are perfect to visualize locations for small objects on desks, on shelves or in cupboards both in the office and in the factory. 5S organization and efficiency in the office has never been easier!



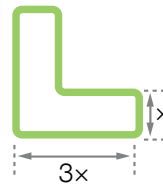
PART NUMBERS:

Part number	Size
OM-005L-XX	x=5 mm
OM-075L-XX	x=7,5 mm
OM-010L-XX	x=10 mm



Long L-Shaped Table Markers

These L-shaped Table Markers are also used to visualize locations for small objects, but they are longer allowing for better visibility from a distance. As an alternative to the L-form, the long version can be used to mark bigger areas with higher visibility.



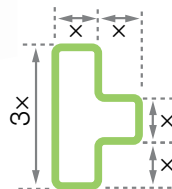
PART NUMBERS:

Part number	Size
OM-L05L-XX	x=5 mm
OM-L75L-XX	x=7,5 mm
OM-L10L-XX	x=10 mm



T-Shaped Table Markers

The T-shaped Table Markers are used to provide standardized locations for boxes, tools, small equipments, WIP, etc., if several locations need to be identified in a row next to or behind each other.



PART NUMBERS:

Part number	Size
OM-005T-XX	x=5 mm
OM-075T-XX	x=7,5 mm
OM-010T-XX	x=10 mm

Recommended Applications:



Markers on work tables



Markers on shelves



Markers in cabinets




Markers in drawers



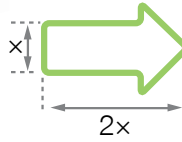
Objects in a row

TABLE MARKERS




Arrow-Shaped Table Markers

The Arrow-Shaped Table Marker is mostly used to draw attention. It is often used to indicate quality problems, but is also excellent for indicating the minimum / maximum level of office supplies.



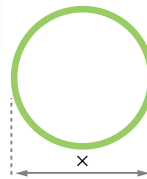
PART NUMBERS:

Part number	Size
OM-075A-XX	x=7,5 mm
OM-010A-XX	x=10 mm




Dot-Shaped Table Markers

The Dot Shape is one of the most widely used marker. You can indicate the status of the product or the completion of certain machining operations, but it is also a mandatory part of the moderators toolbox.



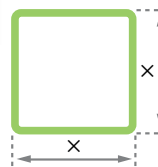
PART NUMBERS:

Part number	Size
OM-010D-XX	x=10 mm
OM-015D-XX	x=15 mm



Square-Shaped Table Markers

As an alternative to Dot Shape, the Square-Shaped Table Markers can also be widely used in both production and moderation. It is excellent for the visualization of status.



PART NUMBERS:

Part number	Size
OM-010Q-XX	x=10 mm
OM-015Q-XX	x=15 mm

Recommended Applications:



Quality points



Min-Max levels



Warning signal



Moderation



Product status

Labelling in the Office

After storage locations are marked in the office, they also need to be labelled. According to 5S standards, what object and quantity belongs at each location must be clearly defined. In addition, each storage location should be labelled with a unique ID number for referencing. Brother labelling tapes are the perfect solution to make labelling in the office easy and effective.



Brother Office „Easy-to-Use“ Label Maker

The Easy-to-Use printer provides a complete solution at a very attractive price point. It is the premier office tool to easily organize and personalize items just the way you want them around your office. You can identify storage locations, file folders, cables and wires with labels up to 12mm in width.



PART NUMBERS

OB-D210-OF Office „Easy-to-Use“ Label maker

Brother Office „TEAM“ Label Maker

This label maker is perfect for office teams that need to label on the go. Users can simply remove the printer from the sleek charger base and take it to their labeling location, wherever it might be - at an office desk or in the field. This label maker can also be used while connected to a workgroup PC in a common area to create professional labels up to 18 mm in width.



This versatile machine can be also used by asset managers that need to label company assets wherever they are, as well as by office managers who need to create labels for a file folder, presentation or visitor name badges.

PART NUMBERS

OB-18RZ-OF Office „TEAM“ Label Maker

Brother Labels

Choose Brother labeling tapes in 3 different widths and 9 different colors. Due to their high durability, these tapes can be used indoor or outdoor. And thanks to the laminated surface of the tapes, they can withstand frequent use and cleaning.



PART NUMBERS

Part number	Size
LB-06LB-XX	6 mm
LB-09LB-XX	9 mm
LB-12LB-XX	12 mm
LB-18LB-XX	18 mm

Transp./Black	White/Black	Yellow/Black	Red/Black	Blue/Black	Green/Black	Orange/Black	Gray/Black	Black/White
-00	-01	-02	-03	-04	-05	-06	-07	-08

6 mm	●	●		●				●
9 mm	●	●	●	●	●			●
12 mm	●	●	●	●	●	●	●	●
18 mm	●	●	●	●	●	●		●

Price list

FLOOR MARKERS

Flexible Floor Markers (Price/Piece)

Product	Part number	Size	Single color	Bicolor
L shaped	FF-050L-XX	50 mm	0.48 €	0.78 €
	FF-075L-XX	75 mm	0.80 €	1.10 €
	FF-100L-XX	100 mm	1.03 €	1.33 €
T shaped	FF-050T-XX	50 mm	0.59 €	0.89 €
	FF-075T-XX	75 mm	0.97 €	1.27 €
	FF-100T-XX	100 mm	1.24 €	1.54 €
I shaped	FF-050I-XX	50 mm	0.79 €	1.09 €
	FF-075I-XX	75 mm	1.24 €	1.54 €
	FF-100I-XX	100 mm	1.58 €	1.88 €
L shaped long	FF-L50L-XX	50 mm	0.75 €	1.05 €
	FF-L75L-XX	75 mm	1.25 €	1.55 €
	FF-L10L-XX	100 mm	1.58 €	2.35 €
T shaped long	FF-L50T-XX	50 mm	0.92 €	1.55 €
	FF-L75T-XX	75 mm	1.52 €	1.85 €
	FF-L10T-XX	100 mm	1.90 €	2.58 €
Dot shaped	FF-050D-XX	50 mm	0.35 €	0.7 €/pair
	FF-075D-XX	75 mm	0.45 €	0.9 €/pair
	FF-100D-XX	100 mm	0.58 €	1.16 €/pair
Square shaped	FF-050Q-XX	50 mm	0.35 €	0.7 €/pair
	FF-075Q-XX	75 mm	0.45 €	0.9 €/pair
	FF-100Q-XX	100 mm	0.58 €	1.16 €/pair

Massive Floor Markers (Price/Piece)

Product	Part number	Size	Single color	Bicolor
L shaped	FM-050L-XX	50 mm	0.56 €	0.85 €
	FM-075L-XX	75 mm	0.95 €	1.40 €
	FM-100L-XX	100 mm	1.22 €	1.99 €
T shaped	FM-050T-XX	50 mm	0.69 €	0.95 €
	FM-075T-XX	75 mm	1.15 €	1.69 €
	FM-100T-XX	100 mm	1.47 €	2.19 €
I shaped	FM-050I-XX	50 mm	0.94 €	1.24 €
	FM-075I-XX	75 mm	1.47 €	1.89 €
	FM-100I-XX	100 mm	1.89 €	2.49 €
L shaped long	FM-L50L-XX	50 mm	0.85 €	1.13 €
	FM-L75L-XX	75 mm	1.36 €	1.89 €
	FM-L10L-XX	100 mm	1.79 €	3.75 €
T shaped long	FM-L50T-XX	50 mm	1.05 €	1.69 €
	FM-L75T-XX	75 mm	1.65 €	2.82 €
	FM-L10T-XX	100 mm	2.16 €	5.60 €
Dot shaped	FM-050D-XX	50 mm	0.42 €	0.84 €/pair
	FM-075D-XX	75 mm	0.53 €	1.06 €/pair
	FM-100D-XX	100 mm	0.69 €	1.38 €/pair
Square shaped	FM-050Q-XX	50 mm	0.42 €	0.84 €/pair
	FM-075Q-XX	75 mm	0.53 €	1.06 €/pair
	FM-100Q-XX	100 mm	0.69 €	1.38 €/pair

"ExtraLife" protective film for flexible floor markers (Price/Piece)

Product	Part number	Size	Price/Piece
L shaped "ExtraLife"	FE-050L-00	50 mm	0.24 €
	FE-075L-00	75 mm	0.40 €
	FE-100L-00	100 mm	0.52 €
T shaped "ExtraLife"	FE-050T-00	50 mm	0.30 €
	FE-075T-00	75 mm	0.48 €
	FE-100T-00	100 mm	0.63 €
I shaped "ExtraLife"	FE-050I-00	50 mm	0.40 €
	FE-075I-00	75 mm	0.62 €
	FE-100I-00	100 mm	0.81 €
L shaped long "ExtraLife"	FE-L50L-00	50 mm	0.38 €
	FE-L75L-00	75 mm	0.63 €
	FE-L10L-00	100 mm	0.79 €
T shaped long "ExtraLife"	FE-L50T-00	50 mm	0.46 €
	FE-L75T-00	75 mm	0.76 €
	FE-L10T-00	100 mm	0.95 €
Dot shaped "ExtraLife"	FE-050D-00	50 mm	0.18 €
	FE-075D-00	75 mm	0.22 €
	FE-100D-00	100 mm	0.29 €
Square shaped "ExtraLife"	FE-050Q-00	50 mm	0.18 €
	FE-075Q-00	75 mm	0.22 €
	FE-100Q-00	100 mm	0.29 €

GEToolbox Durable Tapes

Product	Part number	Size	Price/Roll
GEToolbox Durable Tapes Single color	FT-050D-XX	50 mm x 50m	65.00 €
	FT-075D-XX	75 mm x 50m	80.00 €
	FT-100D-XX	100 mm x 50m	99.00 €
GEToolbox Durable Tapes Bicolor	FT-050D-XX	50 mm x 50m	100.00 €
	FT-075D-XX	75 mm x 50m	119.00 €
	FT-100D-XX	100 mm x 50m	135.00 €
ESD GEToolbox Durable Tapes	FT-050D-XX	50 mm x 50m	100.00 €
	FT-075D-XX	75 mm x 50m	119.00 €
	FT-100D-XX	100 mm x 50m	135.00 €
GEToolbox Durable Tapes Custom Text	FT-050D-CS	50 mm x 50m	100.00 €
	FT-075D-CS	75 mm x 50m	119.00 €
	FT-100D-CS	100 mm x 50m	135.00 €

Accessories

Product	Part number	Size	Price/Roll
Tape Corner for GEToolbox Tapes	FT-050C-XX	50 mm	0.48 €
	FT-075C-XX	75 mm	0.80 €
	FT-100C-XX	100 mm	1.03 €
Adhesive remover	FT-AREM-00	-	7.99 €

Colors (-XX): -00 -01 -02 -03 -04 -05 -06 -07 -08 CS

The price does not include VAT!

FILE HOLDERS

Quick Change Magnetic Document Holders Design Document Holders "Magnetic"

Product	Part number	Size	Price/Piece
Landscape	VQ-DM3L-XX	A3	6.50 €
	VQ-DM4L-XX	A4	4.80 €
Portrait	VQ-DM3P-XX	A3	6.50 €
	VQ-DM4P-XX	A4	4.80 €

Cut-Out Document Holders "Magnetic"

Product	Part number	Size	Price/Piece
Landscape	VQ-CM3L-XX	A3	6.50 €
	VQ-CM4L-XX	A4	4.80 €
Portrait	VQ-CM3P-XX	A3	6.50 €
	VQ-CM4P-XX	A4	4.80 €

Erasable Document Holders "Magnetic"

Product	Part number	Size	Price/Piece
Landscape	VQ-EM3L-XX	A3	6.50 €
	VQ-EM4L-XX	A4	4.80 €
Portrait	VQ-EM3P-XX	A3	6.50 €
	VQ-EM4P-XX	A4	4.80 €

"Lite" Magnetic Document Holders Design Document Holders "Magnetic"

Product	Part number	Size	Price/Piece
Landscape & Portrait	VL-DM3L-XX	A3	2.60 €
	VL-DM4L-XX	A4	2.00 €

Cut-Out Document Holders "Magnetic"

Product	Part number	Size	Price/Piece
Landscape & Portrait	VL-CM3L-XX	A3	2.60 €
	VL-CM4L-XX	A4	2.00 €

Document Holder Headers and Board Titles Headers for "Lite" Document Holders

Product	Part number	Size	Price/Piece
Headers for Landscape Holders	VH-LM3L-XX	A3	2.25 €
	VH-LM4L-XX	A4	1.90 €
Headers for Portrait Holders	VH-LM3P-XX	A3	1.90 €
	VH-LM4P-XX	A4	1.50 €

Headers for Visual Boards

Product	Part number	Size	Price/Piece
Header for Visual Board	VH-BM70-00	L size	8.40 €
	VH-BM3L-00	M size	5.70 €
	VH-BM4L-00	S size	3.80 €

Quick Change Adhesive Document Holder Design Document Holders "Adhesive"

Product	Part number	Size	Price/Piece
Landscape	VQ-DA3L-XX	A3	6.50 €
	VQ-DA4L-XX	A4	4.80 €
Portrait	VQ-DA3P-XX	A3	6.50 €
	VQ-DA4P-XX	A4	4.80 €

Cut-Out Document Holders "Adhesive"

Product	Part number	Size	Price/Piece
Landscape	VQ-CA3L-XX	A3	6.50 €
	VQ-CA4L-XX	A4	4.80 €
Portrait	VQ-CA3P-XX	A3	6.50 €
	VQ-CA4P-XX	A4	4.80 €

Erasable Document Holders "Adhesive"

Product	Part number	Size	Price/Piece
Landscape	VQ-EA3L-XX	A3	6.50 €
	VQ-EA4L-XX	A4	4.80 €
Portrait	VQ-EA3P-XX	A3	6.50 €
	VQ-EA4P-XX	A4	4.80 €

SQDC daily monitor

Product	Landscape	Portrait	Size	Price/Piece
Letter "+"	VA-M+3L-XX	VA-M+3P-XX	A3	5.90 €
	VA-M+4L-XX	VA-M+4P-XX	A4	3.90 €
Letter "S"	VA-MS3L-XX	VA-MS3P-XX	A3	5.90 €
	VA-MS4L-XX	VA-MS4P-XX	A4	3.90 €
Letter "Q"	VA-MQ3L-XX	VA-MQ3P-XX	A3	5.90 €
	VA-MQ4L-XX	VA-MQ4P-XX	A4	3.90 €
Letter "D"	VA-MD3L-XX	VA-MD3P-XX	A3	5.90 €
	VA-MD4L-XX	VA-MD4P-XX	A4	3.90 €
Letter "C"	VA-MC3L-XX	VA-MC3P-XX	A3	5.90 €
	VA-MC4L-XX	VA-MC4P-XX	A4	3.90 €
Letter "I"	VA-MI3L-XX	VA-MI3P-XX	A3	5.90 €
	VA-MI4L-XX	VA-MI4P-XX	A4	3.90 €
Letter "P"	VA-MP3L-XX	VA-MP3P-XX	A3	5.90 €
	VA-MP4L-XX	VA-MP4P-XX	A4	3.90 €

Metallic document station

Product	Part number	Size	Price/Piece
Metallic document station	VA-DOCS-07	A4	39.90 €

Colors (-XX): -00 -01 -02 -03 -04 -05 -06 -07 -08 CS

The price does not include VAT!

TEAM BOARDS



LEAN TUBE TEAM BOARDS Team Performance Pillar (Lean Tube)

Product	Part number	Size	Price/Piece
Team Performance Pillar - Fix 3 sides		VB-FL3L-01 L	496,00 €
		VB-FL3M-01 M	429,00 €
		VB-FL3S-01 S	359,00 €
Team Performance Pillar - Fix 4 sides		VB-FL4L-01 L	664,00 €
		VB-FL4M-01 M	544,00 €
		VB-FL4S-01 S	483,00 €
Team Performance Pillar - Rotating 3 sides		VB-RL3L-01 L	957,00 €
		VB-RL3M-01 M	875,00 €
Team Performance Pillar - Rotating 4 sides		VB-RL4L-01 L	831,00 €
		VB-RL4M-01 M	693,00 €
		VB-RL4S-01 S	594,00 €

Process Performance Board (Lean Tube)

Product	Part number	Size	Price/Piece
Process Performance Board		VB-PPLS-01 A2	139,00 €

Area Flip Board (Lean Tube)

Product	Part number	Size	Price/Piece
Area Flip Board		VB-AFLL-01 L	742,00 €
		VB-AFLM-01 M	640,00 €
		VB-AFLS-01 S	600,00 €

WALL MOUNTED BOARDS Wall Mounted Magnetic Whiteboard

Product	Part number	Size	Price/Piece
Landscape & Portrait		VB-WMBL-01 L	130,00 €
		VB-WMBM-01 M	88,80 €
		VB-WMBS-01 S	58,00 €



ALUMINUM PIPE TEAM BOARDS Team Performance Pillar (Aluminum Pipe)

Product	Part number	Size	Price/Piece
Team Performance Pillar - Fix 3 sides		VB-FA3L-01 L	544,00 €
		VB-FA3M-01 M	481,00 €
		VB-FA3S-01 S	393,00 €
Team Performance Pillar - Fix 4 sides		VB-FA4L-01 L	718,00 €
		VB-FA4M-01 M	584,00 €
		VB-FA4S-01 S	523,00 €
Team Performance Pillar - Rotating 3 sides		VB-RA3L-01 L	1038,00 €
		VB-RA3M-01 M	941,00 €
Team Performance Pillar - Rotating 4 sides		VB-RA4L-01 L	948,00 €
		VB-RA4M-01 M	772,00 €
		VB-RA4S-01 S	657,00 €

Process Performance Board (Aluminum Pipe)

Product	Part number	Size	Price/Piece
Process Performance Board		VB-PPAS-01 A2	169,00 €

Area Flip Board (Aluminum Pipe)

Product	Part number	Size	Price/Piece
Area Flip Board		VB-AFAL-01 L	837,00 €
		VB-AFAM-01 M	723,00 €
		VB-AFAS-01 S	683,00 €



The price does not include VAT, packing and shipping costs!
Please contact us for detailed quotation!

LOCATION LABELLING

Text Windows

Product	Part number	Size	Price/Piece
Text Window "Plus"	LP-00A4-XX	A4	3.29 €
	LP-00A5-XX	A5	2.60 €
	LP-12A4-XX	1/2 A4	2.40 €
	LP-13A4-XX	1/3 A4	2.45 €
*Not available in EU			
Text Window "Mini"	LM-050I-XX	50 mm	0.79 €
	LM-075I-XX	75 mm	1.24 €
	LM-100I-XX	100 mm	1.58 €
Text Window "Mini Cut-Out"	LC-050I-XX	50 mm	0.79 €
	LC-075I-XX	75 mm	1.24 €
	LC-100I-XX	100 mm	1.58 €
"ExtraLife" for Text Windows	LE-050I-00	50 mm	0.40 €
	LE-075I-00	75 mm	0.62 €
	LE-100I-00	100 mm	0.81 €

Text Window Labels

Product	Part number	Size	Price/Piece
Label for "Mini" and "Mini Cut-Out"	LL-16A4-01	50 mm	0.25 €
	LL-07A4-01	75 mm	0.25 €
	LL-04A4-01	100 mm	0.25 €
Label for Text Window "Lite"	LL-04A4-01	50 mm	0.25 €
	LL-04A3-01	75 mm	0.69 €
	LL-03A3-01	100 mm	0.69 €

Shopfloor Label Printers

Product	Part number	Price/Piece
Label for "Mini" and "Mini Cut-Out"	LB-P710-SF	99.00 €
Label for Text Window "Lite"	LB-E550-SF	150.00 €

Brother Printer Labels

Product	Part number	Size	-00	-01	-02	-03	-04	-05	-06	-07	-08
Brother Printer Labels	LB-06LB-XX	6 mm	11.11 €	11.11 €	11.11 €	x	x	x	x	x	13.72 €
	LB-09LB-XX	9 mm	12.54 €	12.54 €	12.54 €	12.54 €	12.54 €	12.54 €	x	x	15.13 €
	LB-12LB-XX	12 mm	13.72 €	13.72 €	13.72 €	13.72 €	13.72 €	13.72 €	16.55 €	16.55 €	16.55 €
	LB-18LB-XX	18 mm	16.55 €	16.55 €	16.55 €	16.55 €	16.55 €	16.55 €	x	19.15 €	19.15 €
	LB-24LB-XX	24 mm	19.15 €	19.15 €	19.15 €	19.15 €	19.15 €	19.15 €	21.99 €	21.99 €	21.99 €

OFFICE SOLUTIONS

L-Shaped Table Markers

Product	Part number	Size	Price/Piece
Table Markers L-Shaped	OM-005L-XX	5 mm	1.35 €
	OM-075L-XX	7.5 mm	1.29 €
	OM-010L-XX	10 mm	1.24 €

Long L-Shaped Table Markers

Product	Part number	Size	Price/Piece
Table Markers Long L- Shaped	OM-L05L-XX	5 mm	1.35 €
	OM-L75L-XX	7.5 mm	1.29 €
	OM-L10L-XX	10 mm	1.24 €

T-Shaped Table Markers

Product	Part number	Size	Price/Piece
Table Markers T-Shaped	OM-005T-XX	5 mm	1.35 €
	OM-075T-XX	7.5 mm	1.29 €
	OM-010T-XX	10 mm	1.24 €

Value Stream Planning

Product	Part number	Price/Piece
Value Stream Mapping Guide	WB-EVSM-00	79 €
Value Stream Design Guide	WB-EVSD-00	79 €

Arrow-Shaped Table Markers

Product	Part number	Size	Price/Piece
Table Markers Arrow-Shaped	OM-075A-XX	7.5 mm	1.29 €
	OM-010A-XX	10 mm	1.24 €

Dot-Shaped Table Markers

Product	Part number	Size	Price/Piece
Table Markers Dot-Shaped	OM-010D-XX	10 mm	1.24 €
	OM-015D-XX	15 mm	1.22 €

Square-Shaped Table Markers

Product	Part number	Size	Price/Piece
Table Markers Square-Shaped	OM-010Q-XX	10 mm	1.24 €
	OM-015Q-XX	15 mm	1.22 €

Office Label Printers

Product	Part number	Price/Piece
Office "Easy-to-Use" Label maker	OB-D210-OF	29.00 €
Office "TEAM" Label Maker	OB-18RZ-OF	89.00 €

Colors (-XX): Transp. White Yellow Red Blue Green Orange Gray Black Custom

The price does not include VAT!

Place your order at:

EUROPE: gettoolbox@gettoolbox.com ■ www.gettoolbox.com
 ASIA: gettoolbox@gettoolbox.cn ■ www.gettoolbox.cn